



# Datasheet

## Komodo II Quad CoaXPress

### Komodo II Quad CoaXPress Quad CXP-12 Frame Grabber

#### Innovative Approach

**Komodo II Quad CoaXPress** is the best-in-class Frame Grabber, supporting the CoaXPress v2.1 standard. It can receive video streams from Quad CoaXPress v2.1 links in single, dual or quad modes. It can also be used for simultaneous capture from multiple cameras. Each link supports standard CoaXPress v2.1 bitrates of up to 12.5 Gbps. These features make the **Komodo II Quad CoaXPress** ideally suited for industrial, defense and aerospace Machine Vision Systems and applications.

#### Intelligent Design

The **Komodo II Quad CoaXPress** can easily receive video streams on the CoaXPress links and transmit them to computer memory through the PCIe interface. This product also provides an external GPIO for machine control signals, such as triggers, timers, shaft encoders, exposure control and general I/O which can be controlled aside video stream acquisition. Our frame grabber uses standard Micro-BNC connectors as a CoaXPress v2.1 interface to the camera. It utilizes PCIe 3.0 x8 lanes for communication with Host PC for video uploading and configuration.

#### Key Features:

- Quad CoaXPress links support
- Up to 4 Multi-streams
- PCI Express card
- PCIe 3.0 x8 bus
- 4 GB DDR4 frame buffer
- Camera controls and triggers
- Link Status LED indication
- Flexible GPIO interface:
  - 4 TTL configurable I/Os
  - 4 LVTTTL configurable I/Os
  - 2 LVDS inputs
  - 2 LVDS outputs
  - 4 opto-isolated inputs
  - 4 opto-isolated outputs
  - 4 quadrature rotary encoders
  - Integrated strobe controller
  - 4 timers
- CoaXPress v2.1 compliant
- Power over CoaXPress with 13 W per link
- Multiple camera synchronization
- Multiple Frame Grabbers synchronization
- Micro-BNC connectors for CoaXPress links
- GUI Interface
- Supporting Windows, Linux OS and Nvidia Jetpack
- API for custom application development
- Plug-in modules for Matlab, HALCON, Cognex and Labview
- Gen<i>Cam compliant
- GenTL support
- Data rates up to 12.5 Gbps per link
- Transfer rates of up to 6,695 MB/s
- 0°C to +50°C operating environment temperatures

## TECHNICAL DATA

Mechanical	
Form factor	PCI Express card
Format	Standard profile, half length, 8-lane PCI Express card
Cooling method	Passive, requires airflow
Mounting	For insertion in a standard height, 8-lane or higher, PCI Express card slot
Connectors	<ul style="list-style-type: none"><li>• Ports 1 through 4 via x4 Micro-BNC connectors for CoaXPress v2.1 interface</li><li>• x1 I/O connector HD DB26 D-sub panel mount (26-pin 3-row) on front bracket</li><li>• Auxiliary 6-pin PEG power socket 12 VDC power input (for PoCXP) on PCB</li></ul>
Dimensions	167.65 mm x 111.15 mm (6.6" x 4.4")
Weight	296 g (10.4 oz)

Host Bus	
Standard	PCI Express 3.0
Link width	<ul style="list-style-type: none"><li>• 8 lanes</li><li>• 1, 2 or 4 lanes with reduced performance</li></ul>
Link speed	<ul style="list-style-type: none"><li>• 8.0 GT/s (PCIe 3.0)</li><li>• 5.0 GT/s (PCIe 2.0) with reduced performance</li></ul>
Maximum payload size	2,048 bytes
DMA	<ul style="list-style-type: none"><li>• 64-bit addressing support</li><li>• Scatter gather support</li><li>• Physical address support (GPU transfers)</li></ul>
Peak delivery bandwidth	7,877 MB/s
Effective (sustained) delivery bandwidth	6,695 MB/s (Host PC dependent)
Power consumption	16.8 W, excluding camera and I/O power output

Camera / Video Inputs	
Interface standard(s)	CoaXPress v2.1 (CoaXPress 1.0, 1.1, 1.1.1 and 2.0 backward compatible)
Status LEDs	<ul style="list-style-type: none"><li>• 1 bicolor status LED per camera connector</li><li>• 4 System status LEDs</li></ul>
Number of cameras	Up to 4
Number of links per single camera	Up to 4
Number of streams per single camera	Up to 4
Total number of streams per frame grabber	Up to 4
Synchronization between cameras	Yes

Line-scan cameras supported	Yes
Maximum aggregated camera data transfer rate	50.0 Gbit/s
Supported down-connection speeds	<ul style="list-style-type: none"> <li>• 1.25 Gbit/s (CXP-1)</li> <li>• 2.5 Gbit/s (CXP-2)</li> <li>• 3.125 Gbit/s (CXP-3)</li> <li>• 5 Gbit/s (CXP-5)</li> <li>• 6.25 Gbit/s (CXP-6)</li> <li>• 10 Gbit/s (CXP-10)</li> <li>• 12.5 Gbit/s (CXP-12)</li> </ul>
Supported up-connection speeds	<ul style="list-style-type: none"> <li>• Low-speed 20.83 Mbps (CXP-1 to CXP-6)</li> <li>• Low-speed 41.66 Mbps (CXP-10, CXP-12)</li> </ul>
Maximum stream packet size	8,192 bytes
Power over protocol	<ul style="list-style-type: none"> <li>• PoCXP Safe Power</li> <li>• 13 W of 24 V DC regulated power per CoaXPress connector</li> <li>• PoCXP Device detection and automatic power-on</li> <li>• Overload and short-circuit protections</li> <li>• On-board 12 V to 24 V DC/DC converter</li> <li>• A +12 V power source must be connected to the auxiliary power input connector</li> </ul>
Camera types	<p>Area-scan cameras:</p> <ul style="list-style-type: none"> <li>• Gray-scale and color (RGB and Bayer CFA)</li> <li>• Single-tap (1X-1Y) progressive-scan</li> <li>• Single-tap (1X-1Y) interlaced</li> </ul> <p>Line-scan cameras:</p> <ul style="list-style-type: none"> <li>• Gray-scale and color RGB</li> </ul>
Camera pixel formats supported	<p>Raw, Monochrome, Bayer, RGB, YUV, YCbCr and RGBA (PFNC names):</p> <ul style="list-style-type: none"> <li>• Raw</li> <li>• Mono8, Mono10, Mono12, Mono14, Mono16</li> <li>• BayerXX8, BayerXX10, BayerXX12, BayerXX14, BayerXX16 where XX = GR, RG, GB, or BG</li> <li>• RGB8, RGB10, RGB12, RGB14, RGB16</li> <li>• RGBA8, RGBA10, RGBA12, RGBA14, RGBA16</li> <li>• YUV411_8, YUV411_10, YUV411_12, YUV411_14, YUV411_16</li> <li>• YUV422_8, YUV422_10, YUV422_12, YUV422_14, YUV422_16</li> <li>• YUV444_8, YUV444_10, YUV444_12, YUV444_14, YUV444_16</li> <li>• YCbCr601_411_8, YCbCr601_411_10, YCbCr601_411_12, YCbCr601_411_14, YCbCr601_411_16</li> <li>• YCbCr601_422_8, YCbCr601_422_10, YCbCr601_422_12, YCbCr601_422_14, YCbCr601_422_16</li> <li>• YCbCr601_444_8, YCbCr601_444_10, YCbCr601_444_12, YCbCr601_444_14, YCbCr601_444_16</li> </ul>

General Purpose Inputs and Outputs	
Number of lines	<p>20 I/O lines:</p> <ul style="list-style-type: none"> <li>• 2 differential inputs</li> <li>• 2 differential outputs</li> <li>• 4 singled-ended TTL inputs/outputs</li> <li>• 4 singled-ended LVTTTL inputs/outputs</li> <li>• 4 opto-isolated inputs]</li> <li>• 4 opto-isolated outputs</li> </ul>

Usage	<ul style="list-style-type: none"> <li>• Any System I/O input lines can be connected to any I/O output line</li> <li>• Any I/O input line can be used to decode A/B and Z signals of a motion encoder</li> <li>• Any I/O input line can generate any trigger event</li> <li>• Any I/O input line can trigger a timer</li> </ul>
Electrical specifications	<ul style="list-style-type: none"> <li>• Differential lines - LVDS compatible</li> <li>• TTL lines: 5 V TTL compliant</li> <li>• LVTTTL lines: 3.3 V LVTTTL compliant</li> <li>• Isolated lines: opto-isolated lines with voltage range up to 30 V</li> </ul>
Filter control	<ul style="list-style-type: none"> <li>• Glitch removal filter for Encoders and Triggers</li> <li>• Configurable filter time between 0 <math>\mu</math>s and 34 ms</li> <li>• Filter time resolution of 8 ns</li> </ul>
Polarity control	Yes
Encoders	<ul style="list-style-type: none"> <li>• 4 quadrature encoders with A/B and Z inputs</li> <li>• 32-bit position counter</li> <li>• Forward and backward counting</li> <li>• Position trigger support</li> <li>• Noise filtering</li> </ul>
Timers	<ul style="list-style-type: none"> <li>• 4 general purpose timers</li> <li>• Configurable delay and duration</li> <li>• 32-bit accumulator</li> </ul>
Event reporting	<ul style="list-style-type: none"> <li>• 64-bit system timestamp event reporting</li> <li>• Each I/O line can generate event on configurable edge</li> <li>• Each Timer can generate event</li> <li>• Each encoder can generate event</li> </ul>
<b>Frame Grabber Synchronization</b>	
Synchronization	Precise area and line-scan cameras synchronization across different frame grabbers
<b>Area-Scan Camera Control</b>	
Trigger	<ul style="list-style-type: none"> <li>• Precise control of asynchronous reset cameras, with exposure control.</li> <li>• Support of camera exposure/readout overlap</li> <li>• Support of triggering from encoder or timer</li> <li>• Support of external hardware trigger, with optional delay, filtering and trigger decimation</li> </ul>
Strobe	Accurate control of the strobe position for strobe light sources. Support of early and late strobe pulses
<b>Line-Scan Camera Control</b>	
Scan/page trigger	<ul style="list-style-type: none"> <li>• Precise control of start-of-scan and end-of-scan triggers</li> <li>• Support of external hardware trigger, with optional delay and filtering</li> <li>• Support of triggering from encoder</li> <li>• Support of infinite acquisition without missing lines</li> </ul>
Line trigger	Support for quadrature motion encoders, with programmable filters, selection of acquisition direction and backward motion compensation
Line strobe	Accurate control of the strobe position for strobe light sources

On-Board Processing	
On-board memory	4 GB DDR4
Bayer De-Mosaic	<ul style="list-style-type: none"> <li>• Full 16-bit resolution</li> <li>• Bilinear 3x3</li> </ul>
Color transformation	<ul style="list-style-type: none"> <li>• Full 16-bit resolution 18-bit coefficients table</li> <li>• Color space conversion</li> <li>• Gain and Offset</li> </ul>
Decimation	Line skip
Additional features	Unpacking of 10/12/14-bit to 16-bit LSB aligned
Frame timestamp	64-bit with 8 ns precision
Data stream statistics	Measurement of: <ul style="list-style-type: none"> <li>• Frame rate</li> <li>• CRC Errors</li> <li>• Received/Dropped frames</li> <li>• Received/Dropped packets</li> <li>• Test packets</li> </ul>
Event signaling and counting	The application software can be notified of the occurrence of various events: <ul style="list-style-type: none"> <li>• Newly acquired buffers</li> <li>• I/O events</li> <li>• Timer events</li> <li>• Encoder events</li> </ul>

Software	
Host PC operating system	<ul style="list-style-type: none"> <li>• Microsoft Windows 10 64-bit version</li> <li>• Microsoft Windows 11 64-bit version</li> <li>• Signed and certified kernel driver supporting Windows 10 and 11</li> <li>• Source code Linux kernel driver (Automatically compiled during installation)</li> <li>• Tested for Ubuntu 18.04, 20.04 and 22.04 versions</li> <li>• Nvidia Xavier AGX (Jetpack 5.1.1 and 4.6.1)</li> <li>• Nvidia Orin AGX (Jetpack 5.1.1)</li> </ul>
Gen<i>Cam	<ul style="list-style-type: none"> <li>• Support of Gen&lt;i&gt;Cam 3.2</li> <li>• Full camera and Frame Grabber parameters configuration</li> </ul>
Buffer management	<ul style="list-style-type: none"> <li>• Circular buffer support</li> <li>• Accumulation of several frames/lines to single buffer to reduce CPU load</li> <li>• Flexible buffer queuing</li> <li>• DMA Buffer filling directly to system memory</li> </ul>
GUI	<ul style="list-style-type: none"> <li>• Supported for Windows and Linux OS</li> <li>• Multi camera display and configuration</li> <li>• Image/video recording and playback</li> </ul>
Debugging capabilities	<ul style="list-style-type: none"> <li>• Event logging</li> <li>• Statistics counters</li> </ul>

## APIs

- Gen<i>Cam, GenTL producer libraries, ANSI C, Python and NET bindings
- x86\_64 dynamic library designed to be used with ISO-compliant C runtime
- Allows for development of x86\_64 applications
- Plug-in modules for Matlab, HALCON, Cognex and Labview
- Export straightforward, unified and easy-to-use API across all Grabber types
- Include practical examples based on API functions, for supported language wrappers
- Documentation include sample snippets for API usage

## Environmental Conditions

Operating ambient air temperature	0°C to +50°C ( 32°F to +122°F)
Operating ambient air humidity	10% to 90% RH non-condensing
Storage ambient air temperature	-20°C to +70°C ( -4°F to +158°F)
Storage ambient air humidity	10% to 90% RH non-condensing
Shock/Vibration	-

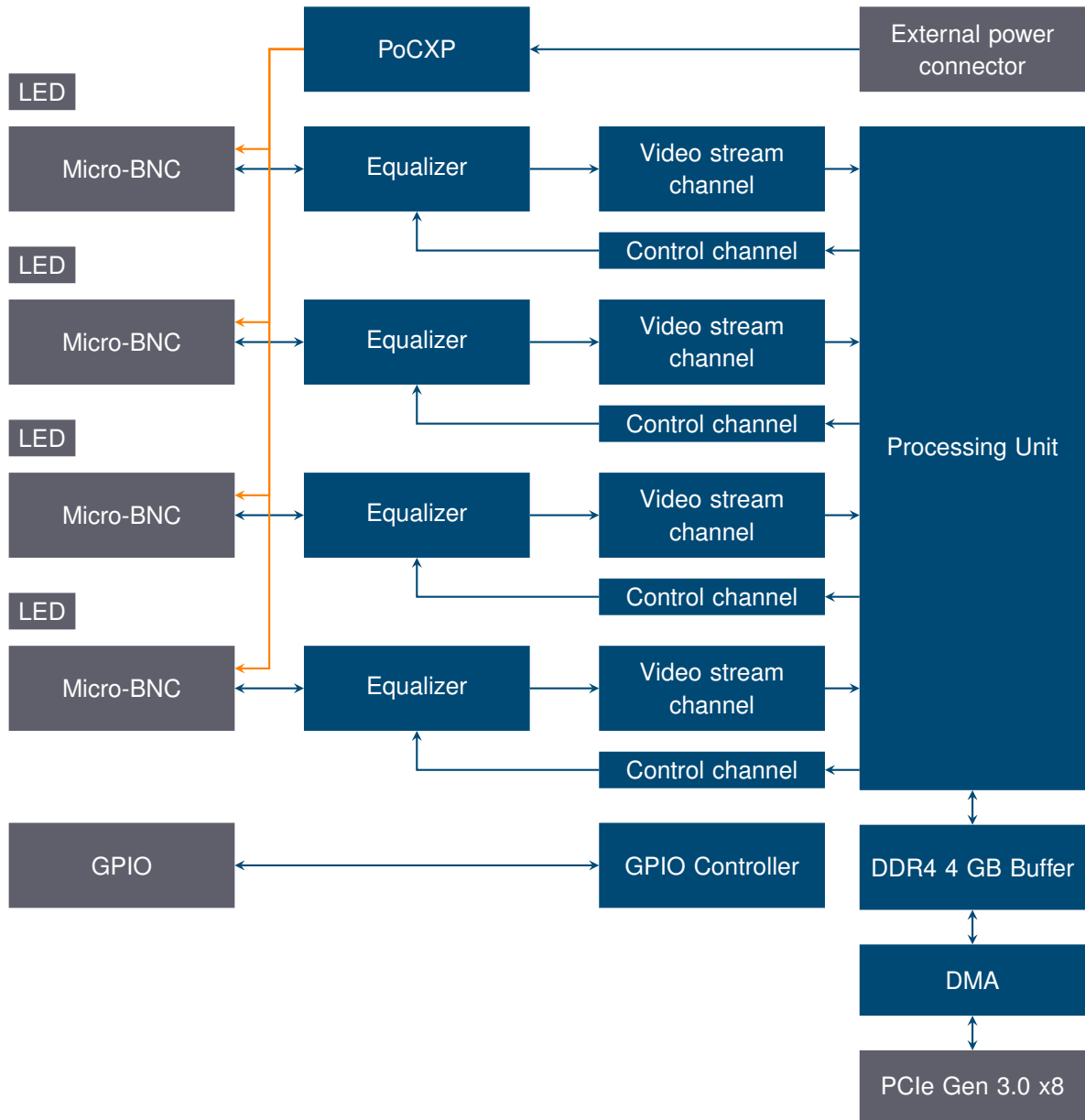
## Certifications

Electromagnetic - EMC standards	<ul style="list-style-type: none"><li>• The European Council EMC Directive 2004/108/EC</li><li>• The Unites States FCC rule 47 CFR 15</li></ul>
EMC - Emission	<ul style="list-style-type: none"><li>• EN 55022:2010 Class B</li><li>• FCC 47 Part 15 Class B</li></ul>
EMC - Immunity	<ul style="list-style-type: none"><li>• EN 55024:2010 Class B</li><li>• EN 61000-4-3</li><li>• EN 61000-4-4</li><li>• EN 61000-4-6</li></ul>
Flammability	PCB compliant with UL 94 V-0
RoHS	Compliant with the European Union Directive 2011/65/EU (RoHS2)
REACH	Compliant with the European Union Regulation No 1907/2006
WEEE	Must be disposed of separately from normal household waste and must be recycled according to local regulations

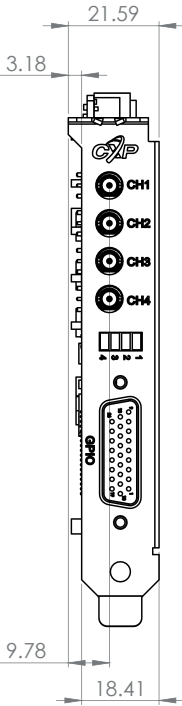
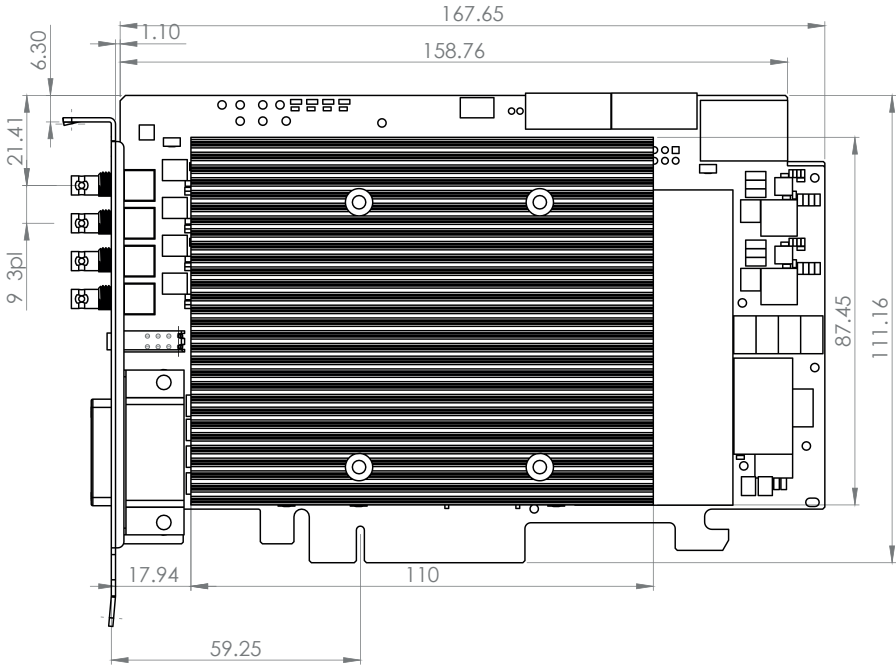
## Ordering Information

Part Number	KY-FGK-II-CXP
Optional accessories	<ul style="list-style-type: none"><li>• CoaXPress cables</li></ul>
Accessories Included	-

# HARDWARE BLOCK DIAGRAM



# MECHANICAL DRAWINGS



*Dimensions are in millimeters.*



# COMPATIBILITY

**KAYA Instruments** creates and maintains compatibility and interfaces for the most common and advanced vision image processing libraries and applications. Major support is available for **MVTec Halcon**, **National Instruments' LabVIEW** and **MathWorks' MATLAB**.

Supported vision standards:



Supported vision libraries:



Supported operating systems:



*Please check our website for an up-to-date list of other supported libraries and software package.*

International Distributor



Sky Blue Microsystems GmbH  
Geisenhausenerstr. 18  
81379 Munich, Germany  
+49 89 780 2970, [info@skyblue.de](mailto:info@skyblue.de)  
[www.skyblue.de](http://www.skyblue.de)

## KAYA Instruments

Please feel free to contact our sales team for pricing, availability, documentation or customization at our e-mails – we will be happy to provide assistance and consultation.

Sales Inquiries: [info@skyblue.de](mailto:info@skyblue.de)

Technical Support: [info@skyblue.de](mailto:info@skyblue.de)



© 2025 KAYA Instruments, Inc. All rights reserved. KAYA Instruments, the KAYA Instruments Komodo logo, JetCam logo, Predator, Iron and combinations thereof are trademarks of KAYA Instruments, Inc. in the United States and/or other jurisdictions. Microsoft Windows is a registered trademark of Microsoft Corporation. Other names are for informational purposes only and may be trademarks of their respective owners. KAYA Instruments is not liable for harm or damage incurred by information contained in this document.